



ISO 9001 CERTIFIED

DNH

HEAD OFFICE, NORWAY

DNH AS

Phone..... + 47 35 98 56 00

Fax..... + 47 35 98 56 10

E-mail..... dnh@dnh.no

Web-Site..... www.dnh.no

ENGLAND

DNH WW Ltd

Phone..... + 44 1908 275 000

Fax..... + 44 1908 275 100

E-mail..... dnh@dnh.co.uk

GERMANY

DNH GmbH

Phone... + 49 040 6569 30-0

Fax..... + 49 040 6569 30-30

E-mail..... dnh@dnh.de

BK-560(T)

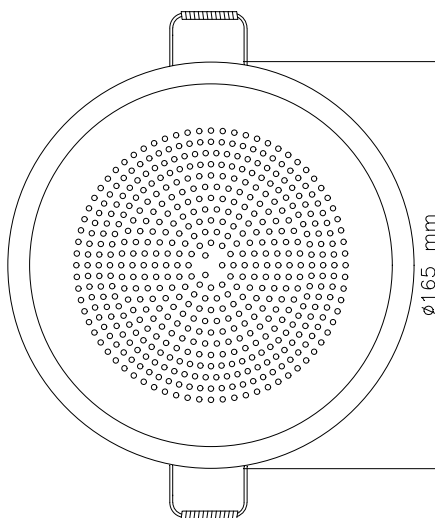
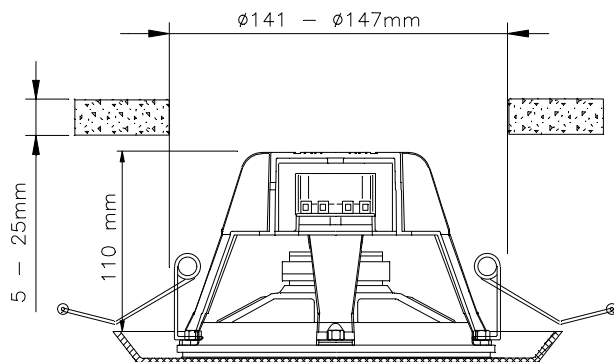
USA

DNH Speakers Inc

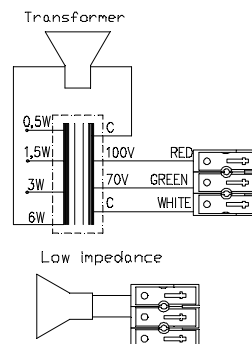
Phone..... + 1 484 494 5790

Fax..... + 1 484 494 5793

E-mail..dnh@dnhspeakers.com



CIRCUIT DIAGRAM



70/100 Volt combined transformer
Primary connections

White : Green 70 V
White : Red 100 V

Secondary nominal tapings

C : 6W	6,0 W
C : 3W	3,0 W
C : 1,5W	1,5 W
C : 0,5W	0,5 W

Sound pressure levels at 1W/1m w/P-5/15 PS

SPL vs Freq



Specifications

Material / Color	PA V0/Aluminum / RAL9010
Mounting	Springs
Termination	Spring clamps
Weight w/transformer	0,6 kg
IP-rating	
Max. / min. amb. temp	90°C / -20°C
Rated / max. power	6 W / 15 W
SPL 1W/1m	90 dB
SPL rated power	97 dB
Effective freq. range	130 – 15000 Hz
Dispersion (-6dB) 1kHz / 4kHz	170° / 60°
Directivity factor, Q	
Options	Impedances, colors, labels

Installation, Operation and Maintenance Procedures

- Connect to terminal (70V or 100V) and select required tapping into the transformer.
- Install loudspeaker grill by bending back two spring clamps and inserting in to the ceiling hole.
- For optimum performance, always use the correct voltage / power and operate within the frequency limits as stated.
- Take care when loudspeaker is energized (100 V).
- This loudspeaker is supplied with a two years warranty against defective workmanship.

DNH reserves the right to alter specifications without notice

